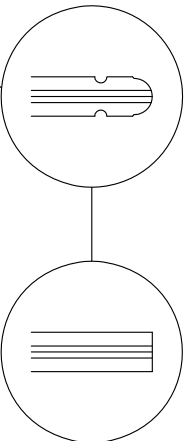
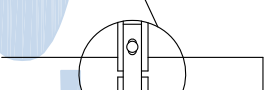


**ALTERNATIVE DOME
AND FLAT TOP HEADS**



JPK TRIAD HEADS



- JPK MANUFACTURING DETAILS**
1. ALL DIMENSIONS ARE IN MILLIMETRES.
 2. STEEL PALISADE FENCE COMPLIES WITH ALL REQUIREMENTS OF BS 1722 PART 12.
 3. ALL MATERIALS GALVANISED TO EN ISO 1461.
 4. ALL NUTS, BOLTS & FITTINGS GALVANISED TO BS 729.
 5. PALES SECURED TO RAILS AT EVERY INTERSECTION BY MEANS OF WELDING CONSISTING OF 3MM FILLET WELDS. 30MM LONG ON EACH SIDE OF THE PALE.
 6. POWDER COATED TO RAL COLOUR CHART.
 7. STEEL SECTIONS SIZES MAY VARY ACCORDING TO VARIOUS HEIGHTS AND SPANS.

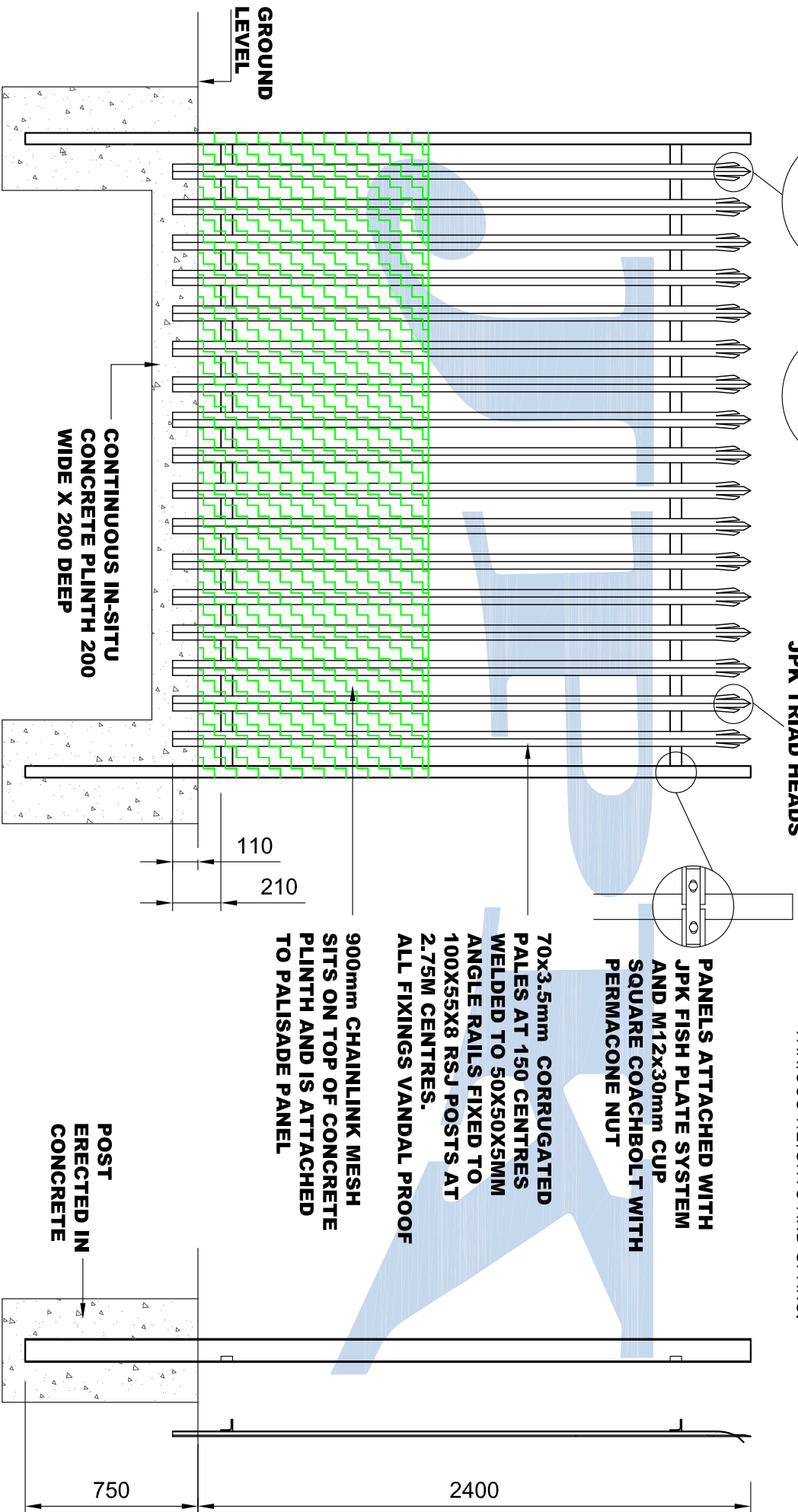
**PANELS ATTACHED WITH
JPK FISH PLATE SYSTEM
AND M12x30mm CUP
SQUARE COACHBOLT WITH
PERMACONE NUT**

**70x3.5mm CORRUGATED
PALES AT 150 CENTRES
WELDED TO 50X50X5MM
ANGLE RAILS FIXED TO
100X55X8 RSJ POSTS AT
2.75M CENTRES.**

ALL FIXINGS VANDAL PROOF

**900mm CHAINLINK MESH
SITS ON TOP OF CONCRETE
PLINTH AND IS ATTACHED
TO PALISADE PANEL**

**POST
ERECTED IN
CONCRETE**



**CONTINUOUS IN-SITU
CONCRETE PLINTH 200
WIDE X 200 DEEP**

**GROUND
LEVEL**

110

210

750

2400

JPK

Fencing
Systems

JPK NRA PALISADE SYSTEM

2.5 RCD-300-17 NRA PALISADE MAMMAL

Drawing No.

PAL-NRA-002

Drawn by.

MT

Scale

1:25 @A4